



Smoke Signals



November, 2013 1st Edition
2013-2014 Program Year

Welcome to the EMAIL/ONLINE issue of SMOKE SIGNALS.
Committed to keeping the Timucuan Federation Nations
Informed about what's happening in
Native Sons and Daughters

Want to find out more?
Check out the Timucuan Federation
Native Sons and Daughters website @
www.timucuan.org



Big How!

This year has started off like a stampede of wild buffalo with our young Braves and Princesses, old Braves and even a few Big Taws running around wild, with smiles as big as pumpkins on their faces. We have had a great start to this year's program, with even more events on the way that you will not want to miss. Check our web site often to catch all the updates and registration times. Some events even have a discount for early registration.

The year officially started with the "Order of the White Buffalo" outing at Icknetuckee Springs. The Timucuan Federation hosted this event to celebrate those tribes who earned enough "Coup Points" to qualify. An overnight camp out, tubing down the river, and a dinner hosted by our Federation was fun way to honor these tribes and all they accomplished together.

Things quieted down after that, as families got busy with summer activities and vacations. But, there is always time to fit in a game of bowling with friends and so summer bowling took off! For six weeks over the summer, we met for a little friendly competition and presented awards to the high scorers. Keep in

mind for next year that summer bowling is a great way to start earning Coup Points.

The always fun “City Wide” event really kicked the year in to high gear. This day outing is a great way to introduce new members to our program. War Games, archery, BB guns, zip line and more made this event fun for all the kids that attended. Thank you to all the new members who came out and enjoyed this fun-filled day!

A few weeks later, we were ready for the Princesses Long House at Spirit of the Suwannee. This girl’s only weekend included war games and pumpkin carving. Those girls sure carved some impressive pumpkins, anywhere from funny to scary.

And speaking of scary, the always great Costume Bowling helped us celebrate fall in high fashion. Great costumes were all around and a few lucky kids got to take home awesome bowling pin prizes.

Two weeks after bowling, it was time for the Brave’s Long House. This was the first camp out with my young brave and his new tribe. What a great time! The scavenger hunt with a giant slip-n-slide into the Suwannee River sure looked fun.

The program year is rolling along fast. Remember to check our web site often for events and always register on our web site. You don’t want miss any upcoming events.

Eagle Feather

Smoke Signal Chief



City Wide 2013



Smoke Signals

I like Native Sons & Daughters because it makes me more adventurous and I get to do things I never get to do at home. We get to go camping and do fun stuff like BB guns and archery. I even got a medal for third place for BB guns and archery at the family campout! I also like roasting delicious marshmallows and playing games around the campfire.

I like zip lines that aren't too high up. I used to be afraid of zip lines, but now I go on ones that aren't so high. I also like that I get to spend time with my friends and daddy. I really like earning patches and like how they look. I had a great time staying up late playing baseball on the baseball field.

- Dancing Bird of the Cayuga Tribe

Dana Klueppel – 8 years old

Please help with Smoke Signal newsletter. Princesses and braves, send in a Smoke Signal to add to the next issue.

Princesses Fall Long House



Costume Bowling 2013



Upcoming events,

December 31, Gator Bowl Parade

Jacksonville

January 24-26, Family Campout

Crooked River State Park

February 8, Jax Cracker 500

Jacksonville

February 22,	Monster Truck Jam	Ever Bank Field
March 13-16,	State Wide Pow Wow	Markham Park in Broward County
April 25-27,	Native Sons Spring Longhouse	Ocala Youth Center
	Princess Longhouse	
	Suns Baseball Game	
	Kite Fly	

May 30-June 1, OWB

Ichetucknee Springs




[More Native American Crafts.](#)

Tepee

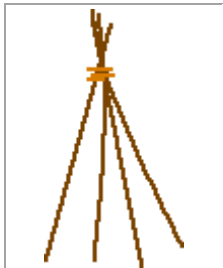
Many Native American tribes made tepees (tepee is sometimes spelled tipi or teepee) from long tree limbs and animal hides. You can make a wonderful model tepee using a brown paper grocery bag and twigs. This is a simple, inexpensive craft and one that looks quite good!

Supplies needed:

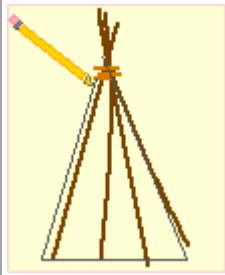
- 4 straight twigs (about a foot long each)
- Yarn, twine, or a rubber band
- A large, brown paper grocery bag
- Scissors
- A pencil
- Crayons, tempera paint, or markers
- Tape



Bind the twigs together toward the top using yarn, string, or a rubber band. Leave about 3 inches of twig at one side of the string. Do not bind the twigs too tightly.

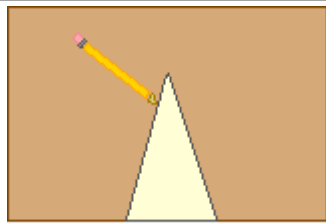


Gently adjust the twigs so that they form a tepee shape.



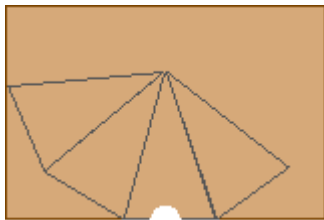
Holding the tepee above a piece of scrap paper, trace the outline of one side of the tepee. This will be your template for making the tepee.

Cut out your triangular template.

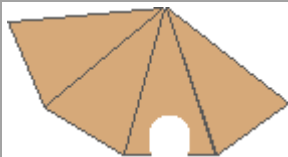


Open up a large paper bag along its seams.

Lay your triangle template on the opened bag and trace its outline.



Trace the triangle 3 more times with the long edges touching.



Cut out this large polygon along the outside edge. Cut a door on one edge.

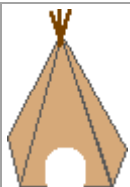
Decorate the tepee using crayons or markers.



Fold the paper along each of the pencil lines. Then form the paper into a tepee shape and tape the edges together.



Snip off the top of the tepee (the twigs will go through this hole).



Put the twigs into the tepee. Tape the twigs into place - each twig is taped along a fold line.

You now have a wonderful tepee!



**PALS FOREVER!
BIG HOW!**